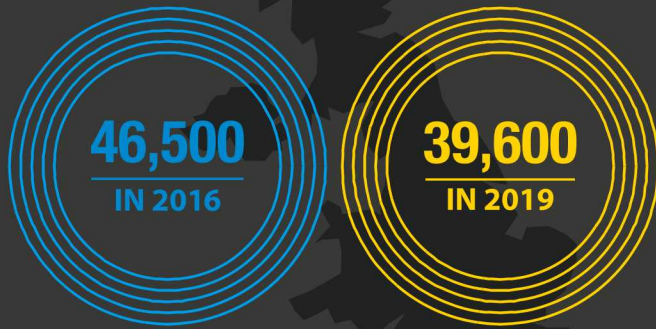
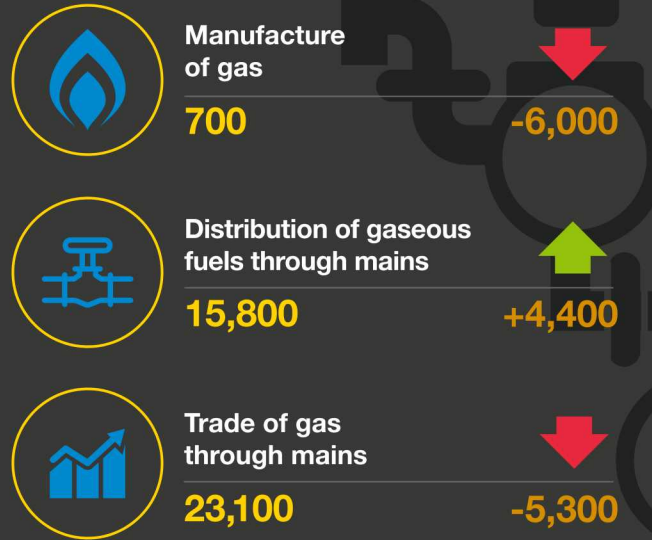


Total Employment

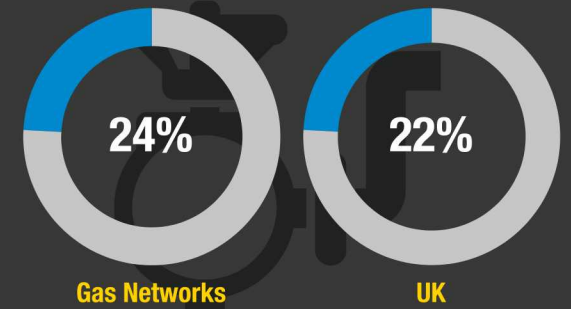
THE UK GAS NETWORK INDUSTRY EMPLOYED...



IN THE FOLLOWING AREAS IN 2019:



% OF VACANCIES THAT ARE SKILLS SHORTAGES:



Business Register and Employment Survey, ONS & NISRA.

UK Employer Skills Survey, Department for Education. 2017 data

Top three occupational groups



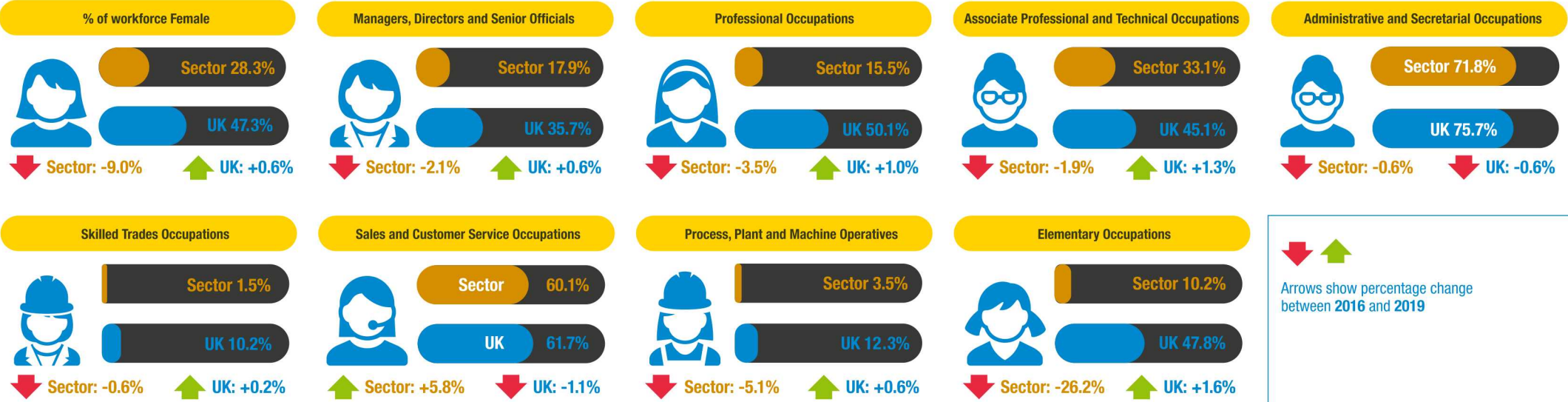
Forecast number of vacancies 2020-2029



Workforce Renewal and Skills Strategy: 2020-2025, Energy & Utility Skills.

Energy & Utility Skills estimate based on Labour Force Survey (ONS) 4-quarter average (January-December 2019).

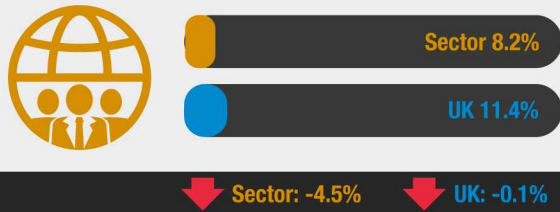
Percentage of Gas Networks Industry workforce - Female



Arrows show percentage change between 2016 and 2019

Annual Population Survey, January to December of each year, ONS (accessed through NOMIS). This occupational breakdown is based on the wider "Electricity & Gas" workforce.

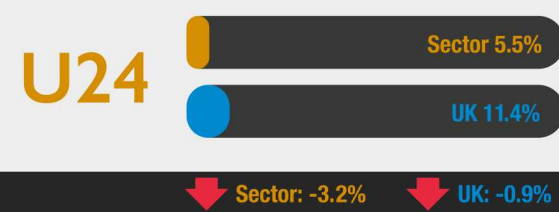
Percentage of Gas Networks Industry workforce - Ethnic minority



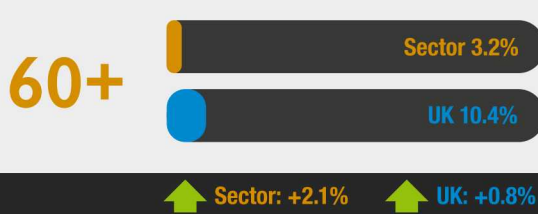
Percentage of Gas Networks Industry workforce - Disabled



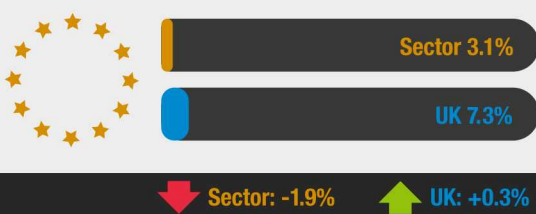
Percentage of Gas Networks Industry workforce - Aged 16-24



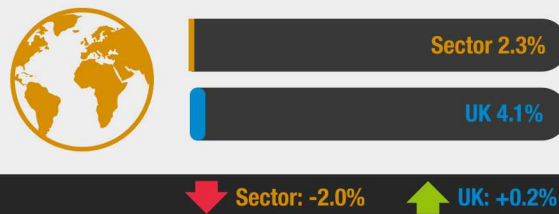
Percentage of Gas Networks Industry workforce - 60+



Percentage of Gas Networks Industry workforce - EU nationals



Percentage of Gas Networks Industry workforce - Non-EU nationals



Sector workforce = Energy & Utility Skills estimate based on Labour Force Survey (ONS) 4-quarter average (January-December 2019).
UK workforce = Annual Population Survey, January to December of each year, ONS (accessed through NOMIS).