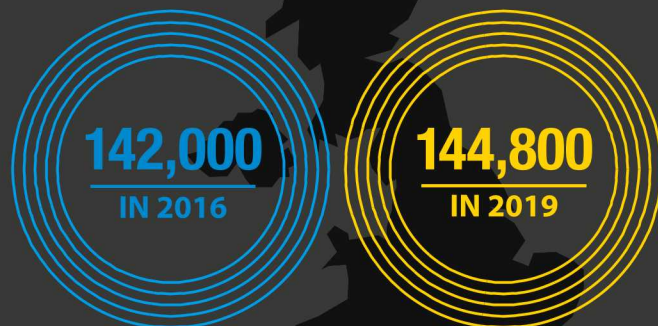


Total Employment

THE UK WASTE INDUSTRY EMPLOYED..


Collection of
non-hazardous waste

76,000

+2,200


Treatment & disposal
of hazardous waste

7,100

NO CHANGE


Collection of
hazardous waste

1,800

NO CHANGE


Recovery of
sorted materials

23,500

+2,200


Treatment & disposal of
non-hazardous waste

28,900

-3,200

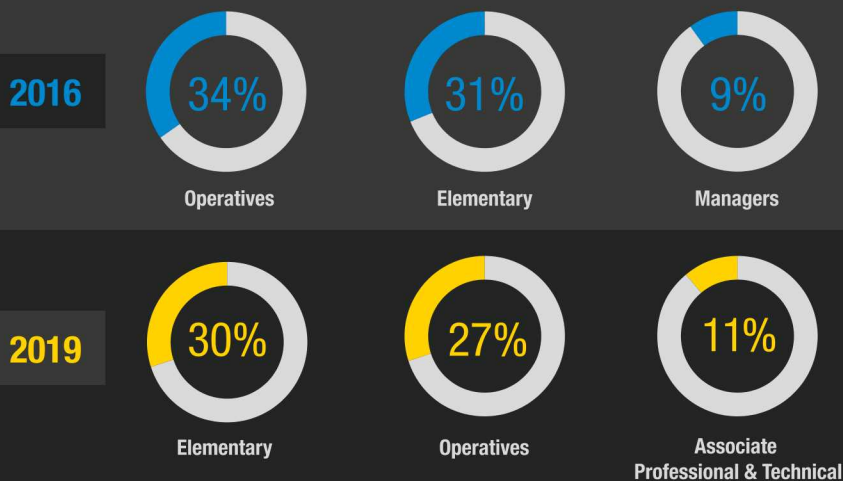

Remediation activities
/other waste management

7,500

+1,600

Business Register and Employment Survey, ONS & NISRA.

Top three occupational groups

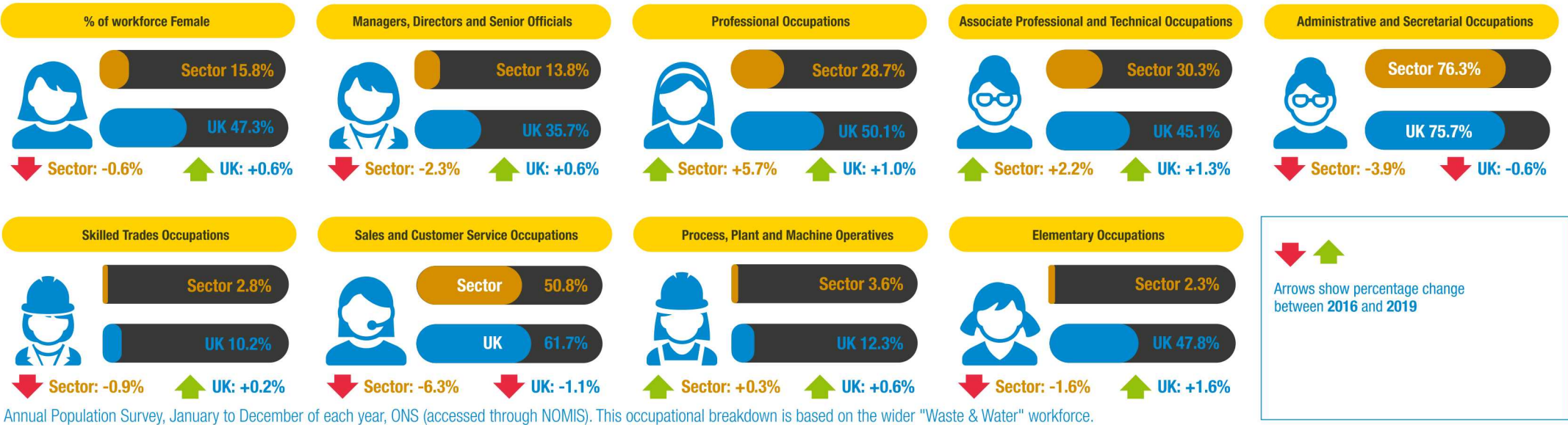


Energy & Utility Skills estimate based on Labour Force Survey (ONS) 4-quarter average (January-December 2019).

Forecast number of vacancies 2020-2029


Workforce Renewal and Skills Strategy:
2020-2025, Energy & Utility Skills.

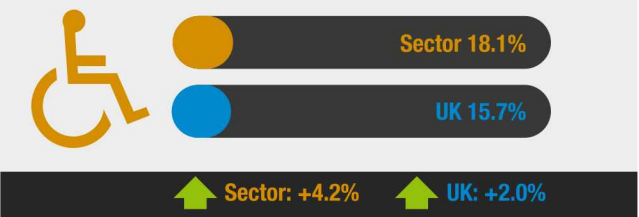
Percentage of Waste Industry workforce - Female



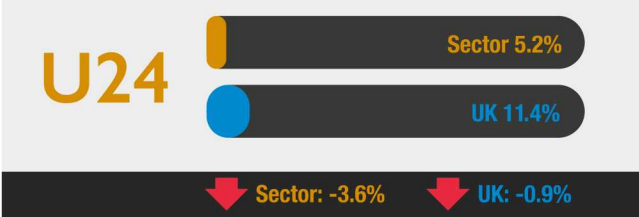
Percentage of Waste Industry workforce - Ethnic minority



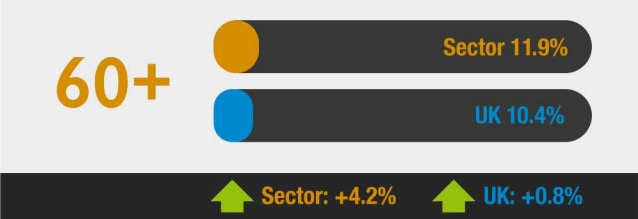
Percentage of Waste Industry workforce - Disabled



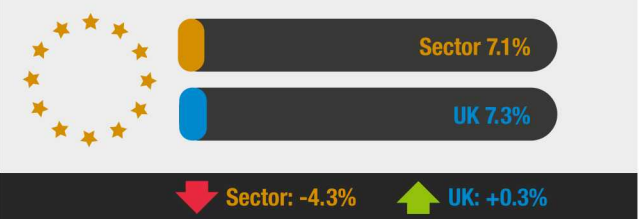
Percentage of Waste Industry workforce - Aged 16-24



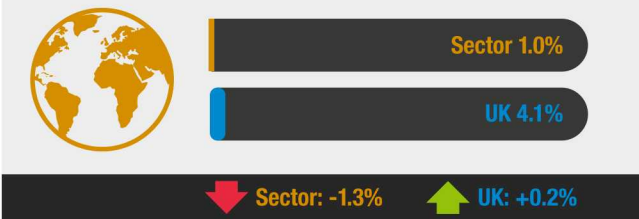
Percentage of Waste Industry workforce - 60+



Percentage of Waste Industry workforce - EU nationals



Percentage of Waste Industry workforce - Non-EU nationals



Sector workforce = Energy and Utility Skills estimate based on Labour Force Survey (ONS) 4-quarter average (January-December 2019).

UK workforce = Annual Population Survey, January to December of each year, ONS (accessed through NOMIS).