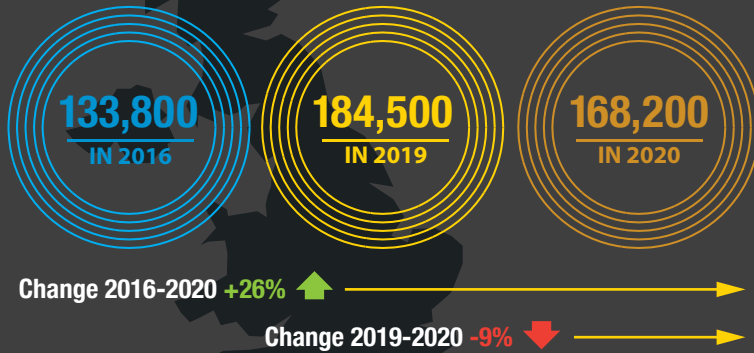
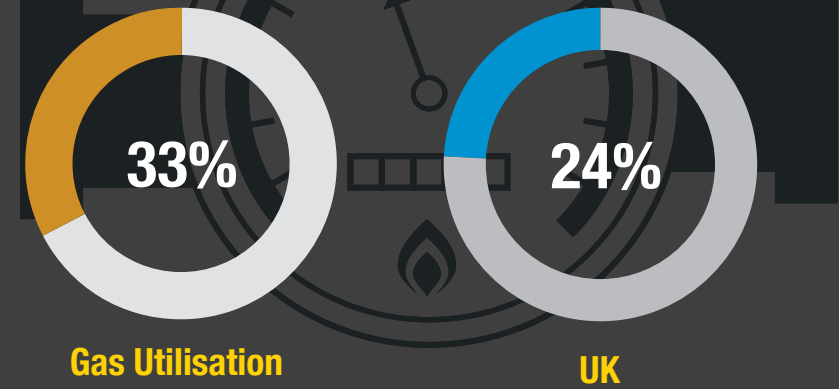


## Total Employment

### THE GAS UTILISATION INDUSTRY EMPLOYED:



### % OF VACANCIES THAT ARE SKILLS SHORTAGES 2019:



Business Register and Employment Survey, ONS & NISRA.

## Top three occupational groups



Energy & Utility Skills estimate based on Labour Force Survey (ONS) 4-quarter average (January-December 2020).


## Forecast number of vacancies 2020-2029



Workforce Renewal and Skills Strategy: 2020-2025, Energy & Utility Skills.

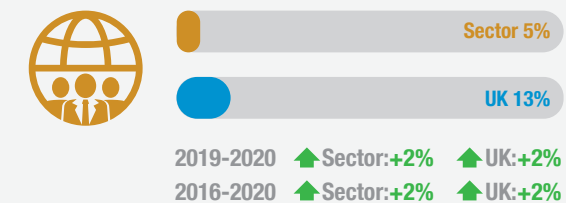


## Percentage of Gas Utilisation Industry Workforce - Female

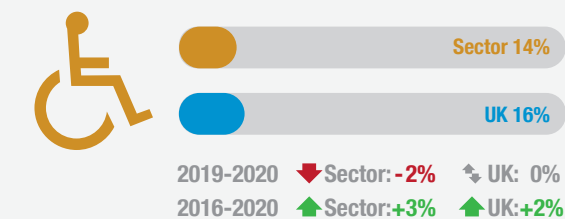


Annual Population Survey, January to December of each year, ONS (accessed through NOMIS).

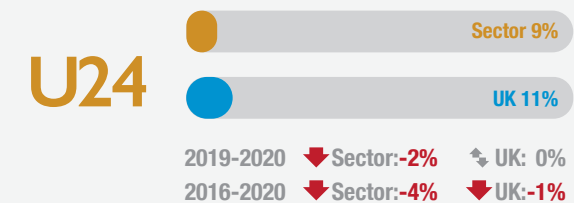
## Percentage of Gas Utilisation Workforce - Ethnic minority



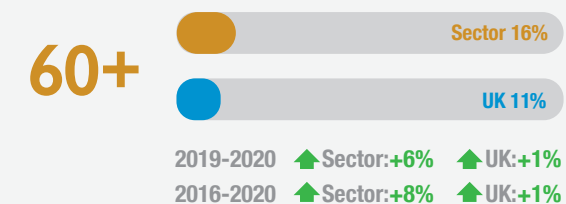
## Percentage of Gas Utilisation Workforce - Disabled



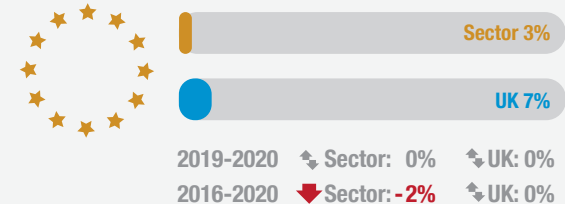
## Percentage of Gas Utilisation Workforce - Aged 16-24



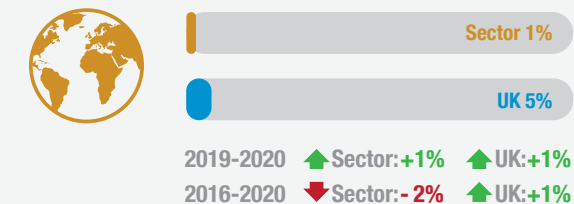
## Percentage of Gas Utilisation Workforce - 60+



## Percentage of Gas Utilisation Workforce - EU nationals



## Percentage of Gas Utilisation Workforce - Non-EU Nationals



Sector workforce = Energy and Utility Skills estimate based on Labour Force Survey (ONS) 4-quarter average (January-December 2020).

UK workforce = Annual Population Survey, January to December of each year, ONS (accessed through NOMIS).